
ADVANCED V-CONTROL BALL VALVES

½" - 4" Threaded, Socket Weld, Butt Weld Valves | ½" - 12" Flanged End Valves

Pneumatic, Electro-Pneumatic and Electric Controls



 **Bray**[®]

WWW.BRAY.COM

THE HIGH PERFORMANCE COMPANY

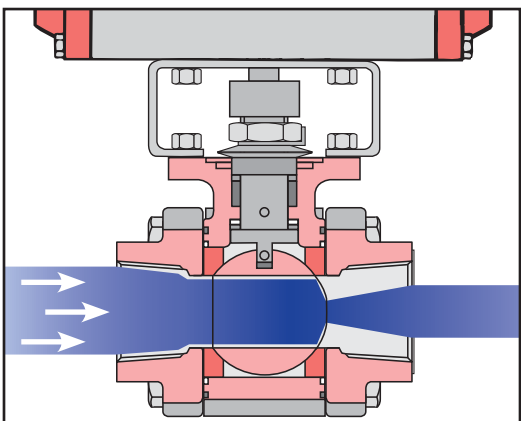
V-Control Ball Valves with Pneumatic, Electro-Pneumatic and Electric Actuation

A Bubble Tight Shut Off Valve and Precision Control Valve Combined in One


Standard round ported ball valves have been used, and continue to be used, for many control applications such as services involving moderate pressure drops. Now, with the development of Bray's characterized V-balls, a full range of control applications is available with superior flow control. These 1/4 turn control ball valves are more compact, lighter weight and much less expensive than comparably sized globe valves offered by other companies. Bray Control Valves offer fast response times to control signals due to advanced digital control of actuation and the inherent strengths of ball valves. These valves exceed Class VI offering bubble tight shut off with zero leakage. Other features include superior rangeability and repeatability, high flow capacity, the ability to function with fluids containing light solids and fibers, ease of maintenance and exceptional interface with PLCs and computer command signals. Bray high quality pneumatic and electric control actuators are very durable and efficient.

Increased Linear Response

Due to the in-line design inherent with characterized control ball valves, line media flows linearly through the piping system. The direct pattern provides increased media control and rapid response times to controller commands.



Media flow entering the valve from the left. Installing the V downstream is preferred.



Exceptional Characterized Control

Bray's characterized balls provide predictable and accurate control of downstream flow rates. These precision cut balls closely match the control performance of globe valves while offering the economy, features and reduced size and weight of ball valves. Bray offers a wide range of V-Port and Slotted Port characterized balls. The standard characterized balls and an example of a custom ball are shown above. The 90° and 60° balls, like standard round hole balls, offer an equal percentage inherent flow characteristic. A slotted ball and a V-Port ball with a small angle opening, such as a 15° ball, furnish a linear inherent flow characteristic. Medium angle V-Port valves such as a 30° ball furnish a modified equal percentage inherent flow characteristic. Custom ports are also available to meet special control requirements. Designed with flexibility in process conditions in mind, the Cv and control characteristics are easily changed by simply changing the ball.

High Rangeability

The characterized ball delivers controllable flow characteristics from the nearly closed to the fully open position of the valve. Though port type and valve size affects the rangeability, Bray characterized balls have a minimum rangeability of 200 to 1 and can exceed 800 to 1. Flow rates are highly repeatable within the normal 20% - 80% range of travel.

High Flow Capacity

Bray's control ball valves have been designed to offer maximum flow characteristics that are substantially higher than comparably sized globe valves. The inherent flow pattern of ball valves increases flow rates and in many applications valves smaller than pipeline size can be used, saving the customer money. The self-cleaning action of the ball against the seat makes the ball valve acceptable for light slurry and fiber media services.

High Pressure Drops

Engineered to withstand high pressure drops while providing leak free operation, the V-Control Series delivers the precision control required by today's process industries. The ΔP limit for liquids is one third ($\frac{1}{3}$) the inlet pressure up to 500psi and steam is up to 300psi. Please consult the factory or your distributor for information on control valve sizing and pressure drop limitations.

Bidirectional Bubble Tight Shut Off

V-Control Series ball valves offer bidirectional bubble tight above Class VI shut off in compliance with FCI 70-2 standards.

Ball Design

All Bray valves offer a precision machined, mirror finished, solid stainless steel ball. As with standard Bray round hole balls, the critical edges of the V-Port and slotted balls have blended curvatures to reduce seat wear and provide a high cycle life. Bray control valves have the cut in the ball instead of the seat – offering advantages of improved flexibility, durability and serviceability.

Flexibility

Wide range of ball materials offered based on application. Converting from a standard round port valve to a V-Port control valve is simply a matter of replacing the ball, all other valve parts remain the same.

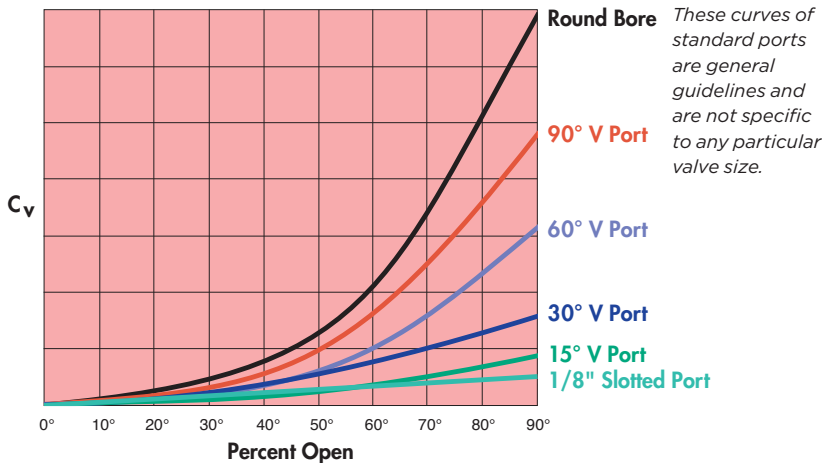
Durability

The pressure drop in a control valve is taken over the edges of the control element. Focusing the actual pressure drop at the edges of a V in the ball instead of in a soft seat material provides for a more durable product.

Serviceability

When seat replacement is necessary, the center section of a Bray 3-piece valve can easily swing out for servicing. Competitors' valves, with the cut in the seat, require special end caps with a recess to accommodate the special seats. Their end caps cannot swing out, requiring the valve to be completely removed from the line for servicing. Bray valves utilize standard end caps and seats for enhanced serviceability.

Characterized Control



Hysteresis

Bray control valve packages are inherently designed to limit as much hysteresis as possible. This is a very important feature in throttling control. Bray valves are designed with a tight connection between ball and stem, and the large stem diameter increases the connection surface. Both ball and stem connections are precision machined to tight tolerances limiting hysteresis. The Bray design does not require hand matching of balls and stems to insure a tight connection. Standard valves can be converted to V-Port control valves in the field. Heavy duty brackets and couplers connect valves to actuators. Pneumatic actuator pistons have standard guide bearings to minimize side movement within the actuator body. All connections are manufactured to tight tolerances throughout the control valve package.

Stem Seals & Seats

Leak-free protection is achieved by Bray's stem packing design, live-loaded self-adjusting stem seals and superior seat construction. In combination with the long lasting service capabilities of Bray actuators, V-Control Series ball valves have a much higher cycle life than most control valves. With a low coefficient of friction and high resistance to erosion and corrosion, Bray valves are built to last.

Seat Selection

A wide range of seat materials are offered to meet most applications. Seats include: Tek-Fil®, PEEK, stainless steel/PTFE (50/50), and seats offering high temperature and high pressure capabilities. Metal and other seats are available, please consult the factory.

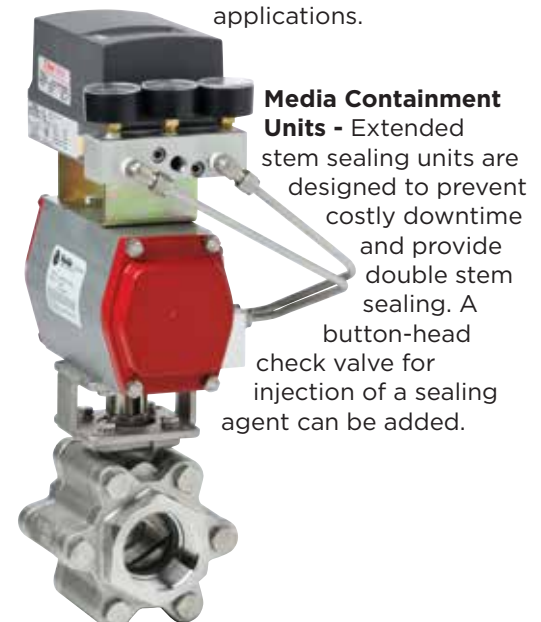
Applications

Temperature Control - With shut off exceeding Class VI requirements, these valves are ideal for steam/temperature control.

Flow Control - The high flow capacity and predictable rangeability and repeatability of the V-Control Series valves make this the ideal choice for flow control services.

Steam Control - The V-Control Series provides tight shutoff and utilizes Bray's live loaded Smart Stem design to eliminate typical problems of downstream leakage and stem leakage associated with globe style steam control valves.

Level Control & PH Service - A combination of Bray V-Control valve, actuation and accessories are the ideal package for these applications.



Digitally Controlled Ball Valves for Precision Pneumatic Control of Flow

The Bray Automator Pneumatic Control Actuator is equipped with advanced electro-pneumatic or pneumatic positioners for precise valve positioning. In combination with Bray's V-control balls, the Automator offers superior flow control. Series 6A electro-pneumatic positioners feature advanced communication and enhanced diagnostics. The Automator Series pneumatic actuators are rack and pinion, opposed-piston actuators designed with innovative, high performance features in a compact, rugged and reliable modular product line.

Automator Series Pneumatic Control Actuators Offer Many Design Features



- Double Acting and Spring Return units.
- Manual override.
- Highly visible valve status display.
- Externally adjustable bidirectional travel stops.
- Valve mounting to ISO 5211 standards without external piping. NAMUR standard mounting of accessories.
- Spring return units with spring cartridge system offers safety, simplicity and reduced space requirements. Spring return units have the same dimensions as the double acting.
- Supply air pressure to 140 psi (10bar).
- Size 48 actuators have 1/8" NPT pneumatic air connections. Larger sizes have 1/4" NPT connections.
- Permanently lubricated piston guides, rings and output shaft bearings.
- Interchangeable modular positioner units and accessories.
- Low hysteresis through tight tolerance ball, stem and shaft connections.

Intelligent Electro-Pneumatic Positioners

Bray's Series 6A Electro-Pneumatic Positioners are microprocessor controlled, delivering all the benefits of digital electronics to a pneumatic actuator. The microprocessor constantly compares the command signal to the actual valve position and makes precise, on-line adjustments until the two measurements match within the user-selectable deadband. These positioners can accept an analog 4-20 mA, Hart, Foundation Fieldbus or Profibus PA input command signal. Utilizing proven technology, Series 6A electro-pneumatic positioners feature rugged reliability, high quality components and outstanding performance.



Minimal Air Consumption

Series 6A positioners offer the lowest air consumption on the market today, <0.00035 scfm at 80 psi. Air supply within the unit is controlled by Piezo valve technology, resulting in reduced air consumption during operation and zero bleed during steady state. The energy savings alone can pay for the cost of the unit within a year. In addition, the power conservation and decreased noise are beneficial to the environment. Maximum supply air pressure is 102 psi (7 bar).



Diagnostics

Bray's intelligent positioners feature corrective and preventative maintenance self-diagnostic checks. Corrective maintenance diagnostics aid in finding the cause of a problem. Preventative maintenance diagnostics checks reduce operating costs by identifying potential problems as they occur. Diagnostic results are indicated both via a PC connection and the local LCD. All diagnostics run constantly. The data may be continually monitored and recorded via a PC.

Enclosures

Bray waterproof positioners meet NEMA 4, 4x and IP66 specifications. The waterproof enclosure is constructed of a durable, lightweight polymer, providing excellent chemical and corrosion resistance. Waterproof/Explosion Proof enclosures meet NEMA 4, 4x, 7 & 9 specifications. These enclosures are constructed of die cast aluminum with an epoxy coating for chemical and corrosion protection. A waterproof stainless steel enclosure is available upon request.

Position Indicator

In addition to an LCD display, valve position is clearly shown over a distance by a yellow indicator. Made of ABS plastic material, the pointer is located between Bray pneumatic actuators and the Series 6A housing.

Accessories

An externally mounted Gauge Manifold is offered with up to 3 gauges to measure air supply and the actuator input and output pressures. Volume Boosters increase air volume output and decrease response time. Filters and Regulators condition the incoming air supply.



LCD Display & Keypad

Bray's Series 6A LCD Display provides visual confirmation of valve position, operating status and keypad entries. With the housing cover on, the display clearly shows actual valve position in precise one degree increments. The positioner operating mode (automatic or manual) and

alarm messages are also shown.

With the housing cover removed, the keypad push buttons are accessible to perform a variety of functions, including automatic calibration, confirmation of the setpoint and progress to the setpoint, potentiometer alignment, diagnostic checks, and error messages. Additional parameters are available, please consult the factory for more information. The LCD Display shows the information entered in the keypad.

Auto Calibration

Series 6A calibration push buttons are accessible under the housing cover. Calibration is easily performed by entering only three parameters into keypad push buttons. The LCD Display provides visual confirmation of parameter values. The calibration process automatically determines the position of the travel limit stops, then measures and records the parameters for both the open and close positions. The settings are stored in nonvolatile memory to prevent loss in the event of power failure. After performing the calibration procedure, which normally takes less than 5 minutes, the Series 6A is ready for operation.

Adaptive Control

Unique to the industry, the Series 6A delivers on-line adaptive control. During the calibration process, the positioner characterizes the profile of the valve load and automatically adjusts the output air volume to an appropriate value. During operation, the unit continually optimizes control behaviors and travel times in response to changes in line media pressure. The benefits are product efficiency, reduced maintenance, increased service life and lower operational costs. This unique on-line adaptation continually optimizes field performance and sets the Series 6A apart from any competitor.

Bus Intelligence

Bray offers Series 6A Intelligent Electro-Pneumatic Positioners with serial bus network flexibility. HART, Foundation Fieldbus and Profibus PA protocols are available. Bray's bus intelligent positioners offer all Series 6A features plus increased network communication and remote access to positioner parameters and diagnostics.

Bus networks greatly reduce plant engineering and installation costs and allow for future flexibility. Adding units is easily done by just connecting the appropriate bus cable. Series 6A bus intelligent positioners can be configured from Windows based HMI and a bus modem. These units may provide a variety of detailed information on the history and operating state of the actuators, such as number of cycles, ambient temperature limits, and any air leakage. They also log every alarm message.

Optional Boards

Retransmission Module - indicates valve position to the control room.

Programmable Electronic Switches - can be set to activate at various travel position. 2 semiconductor switch outputs and 1 alarm output, plus 1 digital input are included.

Limit Switches - provide cam activated indication of travel limits - mechanical switches or intrinsically safe inductive proximity switches are offered.

All optional boards can be easily installed in the field.



Explosion Proof Positioners

Designed for hazardous and severe applications, Bray's Series 6A explosion proof positioners offer all the features of the waterproof units in a flameproof enclosure. Non-intrinsically safe boards may be placed inside. These rugged, heavy duty units meet EExd IIC T4/T5/T6 specifications. The Automatic Calibration keypad in the explosion proof units are externally mounted and easily accessible. The units can be controlled locally, even during operation, without removing the housing cover. The LCD display is viewed from behind an explosion proof window.

Pneumatic Positioners

Bray's Pneumatic Positioner automatically positions the output shaft to precise valve angles between 0° and 90°. The standard input signal is 3-15 psi. It can function as double acting or spring return and is adaptable for applications where reversible or split range is required.



BALL VALVES

Valve Type	Porting	Body Materials	Sizes (ins)	Pressure Rating ASME	Pressure Drop Limit*	Seat Materials	End Connections
3-Piece: Triad	Full Port & Standard Port	Stainless Steel & Carbon Steel	Full Port: ½" to 4" Std. Port: ¾" to 2½"	2200 WOG (CL 600 flanged)	1/3 of Inlet Pressure	Tek-Fil® PEEK Metal	Threaded (NPT) Socket Weld Butt Weld Raised Face Flanges
3-Piece: 7000/8000 S7500	Full Port	Stainless Steel & Carbon Steel	½" to 4"	1000 WOG (CL 150/300 flanged)	1/3 of Inlet Pressure	Tek-Fil® PTFE	Threaded (NPT) Socket Weld, Butt Weld Quick Clamp (S7500) Raised Face Flanges
Flanged: F15/F30 & RF15/RF30	Full Port & Standard Port	Stainless Steel & Carbon Steel	Full Port: ½" to 12" Std. Port: 1" - 12"	Class 150 Class 300	1/3 of Inlet Pressure	Tek-Fil® PEEK Metal	Raised Face Flanges

*Consult Bray factory or your distributor for information on control valve sizing and pressure drop limitations. * Limited to ASME pressure rating for Class 150 valves.

3-Piece Valves



Triad Series Valves

Triad Series ball valves are designed for heavy duty, high pressure applications and feature a redundant body seal.

7000/8000 Series Valves

7000/8000 Series ball valves are available in a wide range of end connections and seat materials.

Flanged Valves



F15/F30 - RF15/RF30 Series Valves

Bray flanged ball valves are ideal for industrial applications. Larger F15/F30 valves feature ball support.

Stem Assemblies

Bray features heavy duty, high quality stem designs with double "D" connections to ball and operator mounting. This connection simplifies mounting and indicates direction of flow. Stems are mated with the ball to ensure positive contact. All Bray stems are internal entry and blowout proof for maximum safety.

Smart Stem: Valve Sizes ½" through 2½"

Bray's control valves feature strong, large diameter stems with live-loaded, self-adjusting sealing utilizing belleville washers that automatically adjust to compensate for changes in temperature and wear. Manual adjustments that can cause damage to the seal are not required. The assembly is secured by a saddle-type lock washer that prevents stem nuts from unthreading in high cycle automation applications.

Stem Design: Valve Sizes 3" through 12"

The stem is guided by the valve body and the gland, ensuring smooth operation even in high torque service. The independent packing gland can be easily adjusted without removing mounting hardware or actuator. The self aligning packing gland and gland sleeve equally distribute the load in the event one side is over tightened. All stems are polished to reduce torque. For severe applications, optional belleville washers can be added for a self-adjusting live load, providing a continuous compression seal.

Fire Safe Valves

Bray 3-Piece and flanged valves are available as non-fire safe and fire safe to API 607 standards. Bray's standard fire safe design features metal to metal, ball to body contact during and after a fire, graphite stem packing, thrust bearings made of stainless steel/PTFE, and graphite body seals.

Anti-static Protection

Bray stems feature anti-static grounding devices as standard. These devices ensure electrical continuity between valve ball, stem and body, thus eliminating the possibility of static electric charges creating sparks within the valve.

Actuator Mounting

All V-Control Series ball valves feature Bray's Secure Mount actuator top plate mounting. The mounting is designed in accordance with ISO 5211 standards.

For more detailed information please refer to individual valve brochures on Bray.com

SINCE 1986, BRAY HAS PROVIDED FLOW CONTROL SOLUTIONS
FOR A VARIETY OF INDUSTRIES AROUND THE WORLD.

VISIT **BRAY.COM** TO LEARN MORE ABOUT
BRAY PRODUCTS AND LOCATIONS NEAR YOU.

HEADQUARTERS

Bray International, Inc.

13333 Westland East Blvd.

Houston, Texas 77041

Tel: +1.281.894.5454

All statements, technical information, and recommendations in this bulletin are for general use only. Consult Bray representatives or factory for the specific requirements and material selection for your intended application. The right to change or modify product design or product without prior notice is reserved. Patents issued and applied for worldwide. Bray® is a registered trademark of Bray International, Inc.

© 2025 BRAY INTERNATIONAL, INC. ALL RIGHTS RESERVED. BRAY.COM

EN_F-2600_V Control_20250929



THE HIGH PERFORMANCE COMPANY

BRAY.COM