
TANK SERIES

2 & 3 Piece Full Port Ball Valves 1" - 10" - Flush Bottom Design

Model TK7000 | Model TK8000 | Model TKF15

The Bray Tank Series ball valves are welded flush to the tank bottom, providing a fast, unrestricted drainage of tank media. The valves are available in a wide selection of seat materials to meet a full range of applications.

The **Secure Mount** integrally cast top flange ensures positive actuator mounting. Actuation equipment can easily be removed while the valve is under full line pressure.

Bray's interchangeable family of valves offer advanced design features including interchangeable parts, precision ball, heavy-duty body, Smart Stem, double lock-nut design, safety trigger handle and locking device.

TK7000: 316SS

TK8000: WCB

These models feature a 3 piece swing out body design that eases installation and field maintenance.

TKF15: 316SS or

WCB, ANSI Class 150

An economical 2 piece flanged by butt weld valve, the TKF15 is ideally suited for larger tanks, offering major cost savings over the 3 piece models.

End Connections

- > Treaded
- > Socket Weld
- > Butt Weld
- > ANSI 150 Flanged
- > Quick Clamp - Sanitary
- > Tube O.D.

Size Range

TK7000: 316SS - 1"-6"

TK8000: WCB - 1"-6"

TKF15: 316SS or WCB - 2-1/2"-10"

Certification

PE(S)R UKCA S.I. 2016:1105



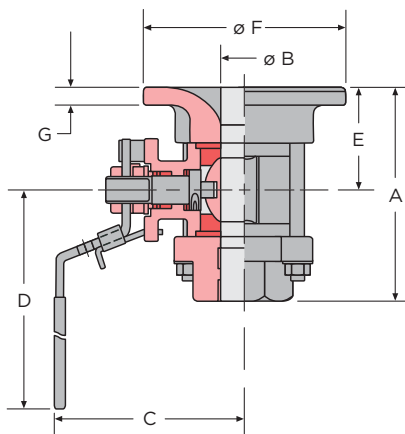
Dimensions (inch) Models TK7000 (316SS) TK8000 (WCB)

Size ins	A	A'	B	C	D	E	F	G	H	n	J	K	L	M	P	R	S	W	Wt. lb*
1	3.50	4.68	1.00	3.43	7.87	1.69	3.60	0.343	3.12	4	0.62	0.50	0.80	0.315	0.44	1.392	1.392	1/4-20UNC	4
1-1/2	4.63	6.22	1.50	4.13	9.84	2.21	5.38	0.50	3.88	4	0.62	0.55	0.92	0.374	0.63	1.949	1.949	5/16-18UNC	9
2	5.29	7.01	2.00	4.53	9.84	2.50	6.00	0.625	4.75	4	0.75	0.55	0.92	0.374	0.63	1.949	1.949	5/16-18UNC	14
3	7.95	9.03	3.00	6.42	15.35	3.98	10.00	0.688	6.00	4	0.75	1.75	3.07	0.669	1.10	3.543	1.874	1/2-13UNC	44
4	9.72	12.14	4.00	7.09	15.35	5.19	11.38	0.94	7.50	8	0.75	1.75	3.07	0.669	1.10	3.543	1.874	1/2-13UNC	70
6	—	14.95	6.00	12.20	43.30	7.19	12.10	1.00	9.50	8	0.88	1.65	3.54	1.02	1.71	3.375	3.375	1/2-13UNC	150

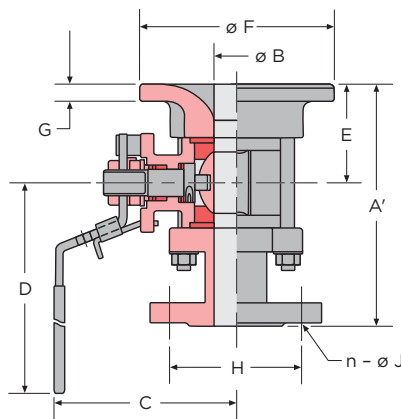
Dimensions (mm) Models TK7000 (316SS) TK8000 (WCB)

Size mm	A	A'	B	C	D	E	F	G	H	n	J	K	L	M	P	R	S	W	Wt. Kg*
25	89	119	25	87	200	43	91	8.7	79	4	16	13	20	8.0	11	35.4	35.4	—	2
40	118	158	38	105	250	56	137	12.7	99	4	16	14	23	9.5	16	49.5	49.5	—	4
50	134	178	51	115	250	63	152	15.9	121	4	19	14	23	9.5	16	49.5	49.5	—	6
80	202	229	76	163	390	101	254	17.5	152	4	19	45	78	17.0	28	90.0	47.6	—	20
100	247	308	102	180	390	132	289	23.9	191	8	19	45	78	17.0	28	90.0	47.6	—	32
150	—	380	152	310	1100	183	307	25.4	241	8	22	42	90	25.9	44	85.7	85.7	—	68

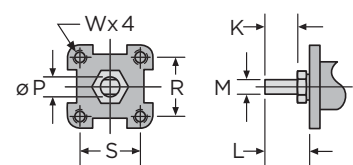
*Weights are approximate. Valve end connections vary in weight. | Consult factory for 8" valve dimensions. | Model TK7000, 316 SS, has 316L Tank Pad for ease of welding.



THREADED END



FLANGED END



ACTUATOR MOUNTING

Note: verify the dimensions before manufacturing mounting hardware.

Dimensions (inch) Model TKF15

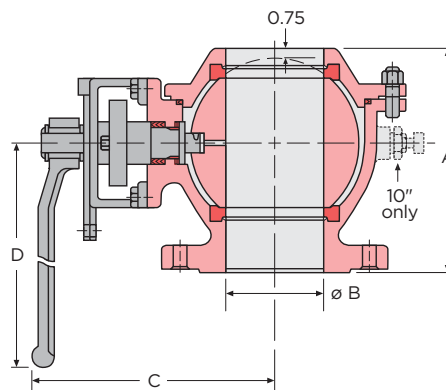
Size in	A	B	C	D	Wt. lb*
2-1/2	5.84	2.50	6.22	15.40	27
3	6.85	3.00	6.54	15.40	35
4	8.25	4.00	7.20	15.40	58
6	12.97	6.00	11.22	39.00	90
8	15.00	7.87	CF	CF	200
10	18.51	9.84	CF	CF	375

Dimensions (mm) Model TKF15

Size mm	A	B	C	D	Wt. Kg*
65	148	64	158	391	12
80	174	76	166	391	16
100	210	102	183	391	26
150	329	152	285	991	41
200	381	200	CF	CF	91
250	470	250	CF	CF	170

Consult factory for 12" valve dimensions.

For pressure/temperature specifications and materials for valve Models TK7000 & TK8000 please refer to Bray brochure 3PC.
For Model TKF15 specifications refer to brochure F15/F30.



FLANGED BY BUTT WELD

Pressure Ratings

TK7000 / TK8000
1"-4": 1000psi WOG
6"-10": 400psi WOG
ANSI CLASS 150
Model TKF15, 316SS = 275psi
Model TKF15, WCB = 285psi

With special packing, TKF15 valves comply with API 607 4th Edition.



HEADQUARTERS
BRAY INTERNATIONAL, INC.
13333 Westland East Blvd.
Houston, Texas 77041
Tel: 281.894.5454

All statements, technical information, and recommendations in this bulletin are for general use only. Consult Bray representatives or factory for the specific requirements and material selection for your intended application. The right to change or modify product design or product without prior notice is reserved.

© 2025 Bray International, Inc. All rights reserved.

EN_BR_BRO_F-2304_Tank Series TKF15_TK7000_TK8000_20250624