
SERIES 765

BIDIRECTIONAL SLURRY VALVES

2" to 12" 90psi (6.2bar)



 **Bray**[®]

BRAY.COM

THE HIGH PERFORMANCE COMPANY

FEATURES & BENEFITS

DESIGN FEATURES

The Bray Series 765 is a bidirectional slurry valve, designed for demanding slurry applications. Twin elastomer seats and push-through gate design facilitate self-cleaning and prevent media build up.

The durable ductile iron body is offered in a compact wafer style. When fully open, the valve bore offers no resistance to line media.

- 1 Designed for easy, quick conversion between manual and pneumatic actuation. Featuring a lubricant injection port for continuous, smooth operation with minimal maintenance.
- 2 Secondary wiper seal extends gate life and prevents discharge from top of valve.
- 3 Metal-reinforced, elastomer sleeves provide energized, zero leakage shutoff in both directions.
- 4 In the open position, the energized sleeves shield all metal components from direct contact with the flowing process media.
- 5 Robust gate available in a wide range of corrosion resistant alloys to suit the application.
- 6 Unrestricted flow path with minimal pressure drop achieved through full port valve design for extended sleeve life.
- 7 Ample clearance for push-through allows complete gate closure.
- 8 Compact wafer body allows for easy installation and is drilled and tapped to ASME B16.5 CL150 flange patterns as standard. Other drilling options available upon request.
- 9 Drain plate with tapped purge ports provided as standard, allowing for safe discharge of media and easy flush water connection.
- 10 Protective rod boot/stem cover is standard on all sizes.
- 11 Upper stem protection is standard on all sizes.


SPECIFICATIONS

Size Range	2" to 12" (50 - 300mm)
Pressure Rating	90 psi (6.2bar)
Body Style	Two-piece bolted (Wafer)

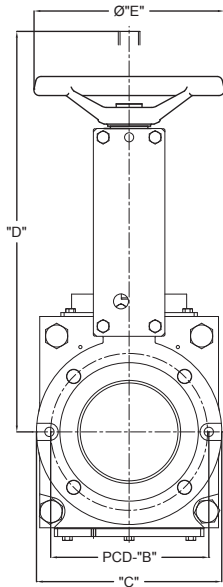
STANDARDS

Design	Manufacturer Standard
Testing	Manufacturer Standard
Face-to-face	MSS SP-81
Certification	Canadian CRN
Drilling*	ASME B16.5 CL150

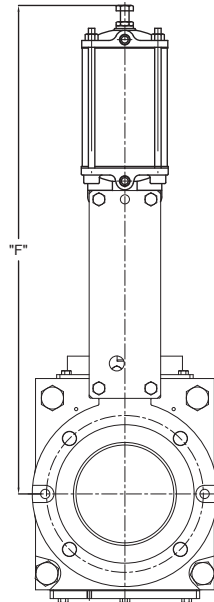
*Additional drilling options available. Consult factory for availability.



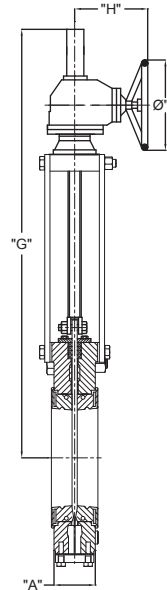
Direct Mounted Handwheel



Pneumatic Actuator



Bevel Gear



DIMENSIONS (inch)

Size	A	B	C	D	E	F	G	H	I
2	2.13	4.76	6.50	20.67	11.77	19.88	--	--	--
3	2.24	6.02	7.87	23.62	11.77	27.56	--	--	--
4	2.24	7.50	9.06	27.17	11.77	30.91	--	--	--
6	2.52	9.50	11.22	33.07	15.98	39.17	34.65	11.65	20.00
8	2.99	11.75	13.58	38.19	20.00	51.57	46.85	12.05	20.00
10	2.99	14.25	15.94	44.88	20.00	51.57	46.85	12.05	20.00
12	3.27	17.01	19.09	--	--	59.76	52.56	12.05	20.00

DIMENSIONS (Millimeter)

Size	A	B	C	D	E	F	G	H	I
50	54	121	165	525	299	505	--	--	--
80	57	153	200	600	299	700	--	--	--
100	57	191	230	690	299	785	--	--	--
150	64	241	285	840	406	995	880	296	508
200	76	299	345	970	508	1310	1190	306	508
250	76	362	405	1140	508	1310	1190	306	508
300	83	432	485	--	--	1518	1335	306	508

Dimensions are approximate and subject to change. Consult factory for certified drawings. Face-to-face mentioned above are installed dimensions, add 1/4" to 1/2" (6mm to 13mm) for ease of installation.

WEIGHTS (lbs)

Size (in.)	2	3	4	6	8	10	12
Handwheel	40	47	64	95	172	214	---
Pneumatic Actuator	62	77	93	123	265	302	463
Gear Operator	--	--	--	--	--	265	320

WEIGHTS (kg)

Size (mm)	50	80	100	150	200	250	300
Handwheel	18	21.5	29	43	78	97	---
Pneumatic Actuator	28	35	42	56	120	137	210
Gear Operator	--	--	--	--	--	120	145

Approximate weight shown, consult factory for additional configurations

*Consult factory for hydraulic and electric actuators dimensions.

STANDARD CONSTRUCTION

Body	Ductile Iron
Gate	304
Seat	Natural Rubber
Stem	304
Wiper Support	Carbon Steel
Wiper	EPDM
Topworks	Steel

GATE OPTIONS

316 Stainless Steel
317 Stainless Steel
SAF 2507 Duplex
SAF 2205 Duplex
17-4PH Stainless Steel
Hastelloy® C
Monel®

ACTUATOR OPTIONS

Direct Mounted Handwheel - Standard (2"-10")
Bevel Gear - Standard (12")
Pneumatic
Hydraulic
Electric

SEAT OPTIONS

Natural Rubber	-60°-165°F/-51°-74°C
EPDM	-65°-248°F/-54°-120°C

Additional material options may be available upon request. Consult factory for availability.

SINCE 1986, BRAY HAS PROVIDED FLOW CONTROL SOLUTIONS FOR A VARIETY OF INDUSTRIES AROUND THE WORLD.

VISIT **BRAY.COM** TO LEARN MORE ABOUT BRAY PRODUCTS AND LOCATIONS NEAR YOU.

HEADQUARTERS

Bray International, Inc.

13333 Westland East Blvd.

Houston, Texas 77041

Tel: +1.281.894.5454

All statements, technical information, and recommendations in this bulletin are for general use only. Consult Bray representatives or factory for the specific requirements and material selection for your intended application. The right to change or modify product design or product without prior notice is reserved. Patents issued and applied for worldwide. Bray® is a registered trademark of Bray International, Inc.

© 2022 BRAY INTERNATIONAL, INC. ALL RIGHTS RESERVED. BRAY.COM

EN_V-6003_S765_Knife Gate_20220204



THE HIGH PERFORMANCE COMPANY

BRAY.COM